


WALBRO PUMPER CARBURETORS

RUGGED • DURABLE • RELIABLE



Over-All
Length 3-7/32"
COMPACT
FOR EASY
FIT



This document was obtained from

Jim Solberg's Vintage Snowmobiles

www.bayshorecad.com/Sleds

WD or
WDA "BIG BORE"

PLUS FEATURES.....

- 1. Vapor Return System** - Vapor and excess fuel are forced back to the tank by a unique vapor sensitive pump.
- 2. Fuel Volume** -
 - a. Large fuel pump diaphragm.
 - b. 3 Inlet pump valves (Diaphragm Flappers).
 - c. 2 Outlet pump valves (Diaphragm Flappers).
 - d. Nozzle check valve. (Diaphragm Flapper).
 - e. Double area surge chambers.
- 3. Smooth Acceleration** -
 - a. Primary and secondary idle systems.
 - b. 3-stage part throttle system.
 - c. High speed nozzle responds on command.
 - d. Primary and main venturi provided in WDA Series.
- 4. Filter** - 3 times greater area.
- 5. Inlet Needle** - positive lift-off.
- 6. Servicing** -
 - a. Easy accessibility to fuel metering circuit. No Welch Plugs.
 - b. One Universal Repair or Gasket Kit fits all models.
- 7. Equipment** -
 - a. Throttle Control Cable Bracket.
 - b. Primer Connection Fitting.
 - c. Universal Throttle Lever.
 - d. Universal Choke Lever
- 8. Accessories** - Velocity Stacks, Filters, Tank Return Fittings, Mounting Adapters and Primer Kits are available.


Smooth Acceleration

NO "FLAT SPOTS"

NO Vapor Problems

(ENGINE STALLING)

Designed and built by the maker of more than 16 million carburetors for lawnmowers, chain saws, tillers and outboards.



WDA - WD - WR

FOR IMPROVED PERFORMANCE

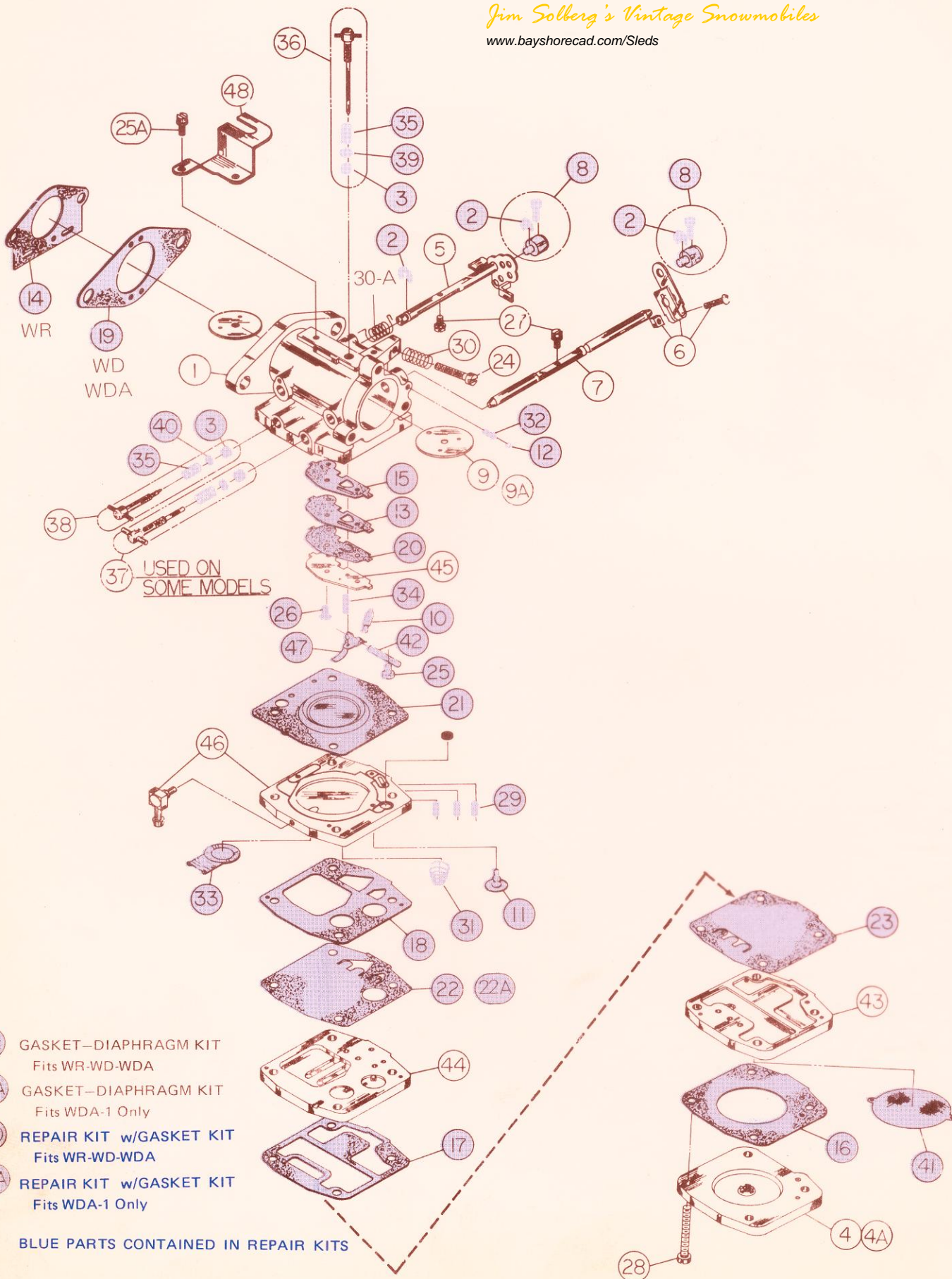


WALBRO CORPORATION

CASS CITY, MICHIGAN 48726



This document was obtained from
Jim Solberg's Vintage Snowmobiles
www.bayshorecad.com/Sleds



- 49 GASKET-DIAPHRAGM KIT
Fits WR-WD-WDA
- 49A GASKET-DIAPHRAGM KIT
Fits WDA-1 Only
- 50 REPAIR KIT w/GASKET KIT
Fits WR-WD-WDA
- 50A REPAIR KIT w/GASKET KIT
Fits WDA-1 Only

BLUE PARTS CONTAINED IN REPAIR KITS



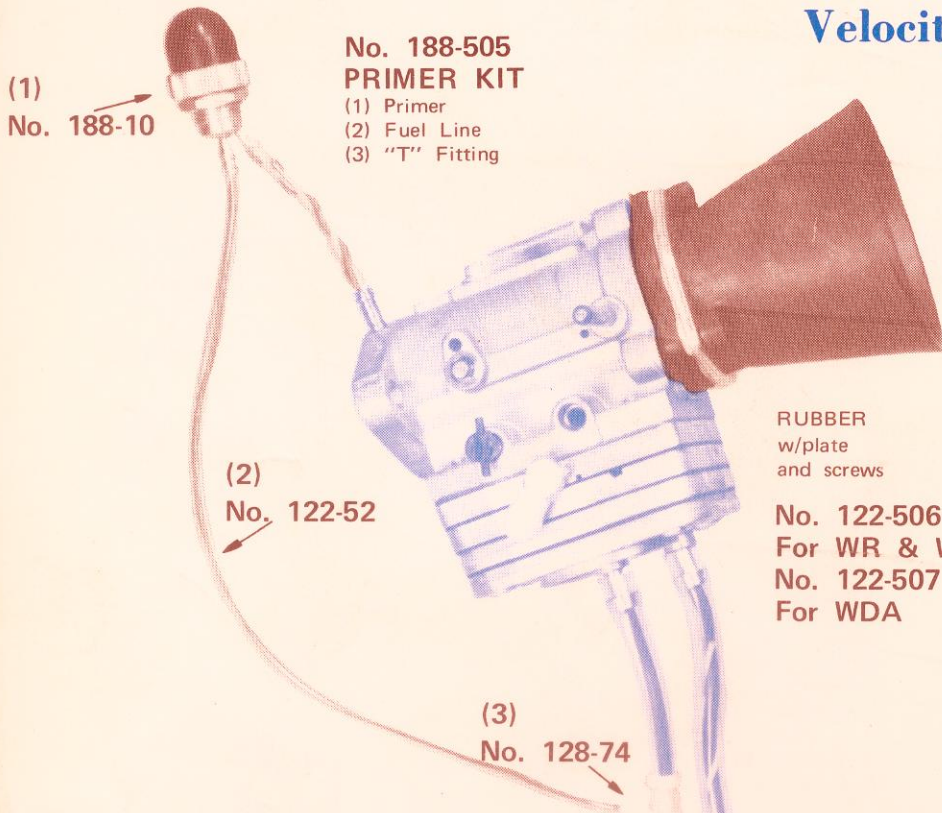
WALBRO CARBURETORS

WDA/WD/WR Service Price List
Use With Exploded View

SYM NO.	PART NO.	DESCRIPTION
	WR-5	All Purpose Single Cylinder
	WR-6	All Purpose Twin Cylinder
	WD-5	All Purpose Single Cylinder
	WD-6	All Purpose Twin Cylinder
	WDA-5	Big Bore Single Cylinder
	WDA-6	Big Bore Twin Cylinder
NOTE: Model number may be determined for replacement, WR for HR, WD and WDA for HD and number of cylinders. See Back Page for more specific information.		
2	*16-33	Ring-Retaining Swivel (2)
3	**16-45	Ring-Adj. Packing-Needles (2)
4A	21-586	Cover Assy-Conversion W/Elbow Fittings
4	21-588	Cover Assembly-Fuel Pump-Straight Fittings
5	30-666	Shaft & Lever Assembly-Throttle
6	42-502	Lever Assembly-Choke
7	44-126	Shaft-Choke
8	*52-501	Swivel Assembly-Throttle & Choke (2)
9	62-48	Valve-Choke (WR & WD)
9A	62-51	Valve-Choke - WDA only
10	*82-30	Valve-Inlet Needle
11	*82-34	Valve-Check
12	*89-29	Ball-Choke Friction
13	**92-116	Gasket-Circuit Plate
14	**92-118	Gasket-Flange-WR
15	**92-131	Gasket-Circuit Plate
16	**92-133	Gasket-Fuel Inlet
17	**92-134	Gasket-Fuel Pump Check Valve
18	**92-135	Gasket-Fuel Pump
19	**92-141	Gasket-Flange-WD/WDA
20	**95-45	Diaphragm-Circuit
21	**95-47	Diaphragm-Metering
22	**95-51	Diaphragm-Fuel Pump
22A	95-54	Diaphragm - Fuel Pump (WDA-1 Only)
23	**95-52	Diaphragm-Check Valve
24	96-171	Screw-Idle Adj.
25	*96-172	Screw-Meter Lever Pin
25A	96-177	Screw-Throttle Bracket (2)
26	*96-192	Screw-Circuit Plate (3)
27	96-517	Screw-Valve (2)
28	96-550	Screw Assembly-Cover (4)
29	*98-186	Spring-Valve (3)
30	98-191	Spring-Idle Screw
30-A	98-195	Spring-Throttle Return
31	*98-196	Spring-Pressure
32	*98-198	Spring-Choke Friction
33	*98-215	Spring-Fuel Pump Leaf
34	*98-216	Spring-Metering Lever
35	*98-217	Spring-Idle & Power Needles (2)
36	100-530	Needle Assembly-Power-(Top) Standard
37	100-531	Needle Assembly-Power-(Side) Some OEM Models
38	102-524	Needle Assembly-Idle
39	*108-26	Retainer-O'Ring (Top Only)
40	*136-106	Washer-Adj. Packing (Side) (2)
41	*140-45	Screen Filter
42	*144-69	Pin-Metering Lever
43	157-91	Plate-Filter
44	157-92	Plate-Fuel Pump
45	157-95	Plate-Circuit
46	157-523	Plate Assembly-Metering Diaphragm
47	*166-41	Lever-Metering
48	167-51	Bracket-Throttle
49	*92-534	Gasket-Diaphragm Kit WD, WR & WDA
49A	92-536	Gasket-Diaphragm Kit WDA-1 Only
50	300-719	Repair Kit WD, WR & WDA
50A	300-730	Repair Kit - WDA-1 Only

*Denotes parts contained in Repair Kit; **Denotes parts in Gasket, Diaphragm Kit

WALBRO - FUEL SYSTEM ACCESSORIES



No. 188-505 PRIMER KIT

- (1) Primer
- (2) Fuel Line
- (3) "T" Fitting

(1)
No. 188-10

(2)
No. 122-52

(3)
No. 128-74


RUBBER
w/plate
and screws

No. 122-506
For WR & WD
No. 122-507
For WDA

Velocity Stacks

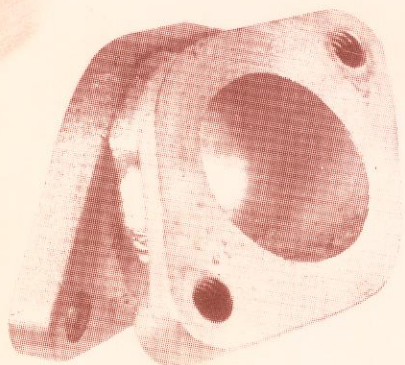


For FLARED METAL
WR/WD No. 122-508 w/screen
WDA No. 122-509 w/screen



For TAPERED METAL
WR/WD No. 122-510 less screen
WDA No. 122-511 less screen

Angle Mounting Adapters



WR to WD or WDA No. 12-41
WD to WD or WDA No. 12-42

ANGLE MOUNTING FOR CLOSE QUARTERS

Reduces Spit Back




No. 125-512
"VU THRU"
IN LINE
FILTER

Visual Inspection


No. 125-513
IN TANK
FILTER
(screen)

No. 128-509
VAPOR RETURN
TANK FITTING
(Requires 17/32" hole)

Mounting Spacer Blocks



For
WR-3/8" No. 12-43
WR-3/4" No. 12-44
(Dissipates Engine Heat)



For
WD/WDA 3/8" No. 12-45
WD/WDA 3/4" No. 12-46

This document was obtained from

Jim Solberg's Vintage Snowmobiles

www.bayshorecad.com/Sleds