

**ANTE  
SNOWMOBILE SALES**

**Scorpion  
Dealer**

503 W. 6th Street • Ph. 682-3144  
ASHLAND, WISCONSIN 54806

**SMALL ENGINE  
SALES & SERVICE**

**SNOJET**  
DIVISION GLASTRON BOAT COMPANY

**YAMAHA**

Route 2 • Ph. 682-5175  
ASHLAND, WISCONSIN 54806

**HAGSTROM  
BROTHERS**

**ski-doo**  
T. M. Bombardier, Ltd.

1800 3rd West • Ph. 682-6196  
ASHLAND, WISCONSIN 54806

**TACKLE BOX, INC.  
Moto-Ski Dealer**



412 2nd St. W. • Ph. 682-3955  
ASHLAND, WISCONSIN 54806

**J-MART  
Skiroule Dealer**

Lake Shore Drive • Ph. 682-3818  
ASHLAND, WISCONSIN 54806

**BUTTERNUT LUMBER  
& HARDWARE CO.  
Ski-Daddler - Eskimo**

Ph. 769-3611  
BUTTERNUT, WISCONSIN 54514

**EGAN CHEVROLET &  
OLDSMOBILE, INC.  
Grand Prix Dealer**

200 2nd St. E. • Ph. 682-3456  
ASHLAND, WISCONSIN 54806

**JOKINEN MOTORS  
SALES & SERVICE  
Arctic Cat**

Ph. 274-5431  
MELLEN, WISCONSIN 54546

**BODIN'S  
SEA WAY MARINA  
Skee-Horse - Arctic Cat**

Hwy. 2, 13, 63 • Ph. 682-6441  
ASHLAND, WISCONSIN 54806

**ASHLAND  
SNOWMOBILE  
CLUB**

**JIM'S SHELL SERVICE  
SALES & SERVICE  
Skiroule Snowmobiles**

Ph. 274-3671  
MELLEN, WISCONSIN 54546

**ASHLAND  
HARLEY-DAVIDSON  
SALES & SERVICE  
Polaris Dealer**

419 2nd E. • Ph. 682-2438  
ASHLAND, WISCONSIN 54806

**Buechner Snowmobile  
& Standard Station  
Boa Ski Dealer**

Ph. Office 769-3950 - Home 769-3751  
Hwy. 13, BUTTERNUT, WISCONSIN 54514

**JERRY'S  
STANDARD STATION  
Rupp Sales & Service**

Ph. 274-5181  
MELLEN, WISCONSIN 54546

**BROWN & YOUNG  
MOTORS, INC.  
Skeeter Dealer**

722 Front Street West • Ph. 682-3022  
ASHLAND, WISCONSIN 54806

**D & F EQUIPMENT CO.  
Moto-Ski Dealer**

Ph. 769-3900  
BUTTERNUT, WISCONSIN 54514

**J & A SMALL ENGINE  
REPAIR  
Polaris Dealer**

Highway 13 South • Ph. 274-3621  
MELLEN, WISCONSIN 54546

ASHLAND AREA CHAMBER OF COMMERCE  
CHAMBER OF COMMERCE BUILDING  
111 FRONT STREET WEST  
ASHLAND, WISCONSIN 54806

**ASHLAND COUNTY  
Snowmobile Trails**




**Suggestions for safe snowmobiling**

1. **KNOW YOURSELF.** This means knowing your physical limitations. A mechanical breakdown may mean an arduous trudge through deep snow for you, exhausting work; and zero weather saps strength quickly.
2. **KNOW YOUR MACHINE.** Keep it in top-notch condition; and carry spare parts and tools.
3. **KNOW YOUR SUPPLIES.** Carry extra warm and windproof clothing, a first aid kit, compass, map, snowshoes or skis, spare food pack — all the necessities of a good survival kit.
4. **KNOW YOUR ROUTE.** Don't travel alone; a party of at least three is preferable. Be extra cautious of ice travel. Frozen lakes and streams can be treacherous and deadly. Your machine can smash through slush ice hidden under snow.
5. **KNOW YOUR WEATHER.** Hold off if you know a storm is on the way. Don't underestimate frigid weather, your speed will exaggerate it and can cause frostbite.
6. **HAVE SOMEONE KNOW YOUR PLANS.** Inform a responsible person where you are going, when you'll return — just in case.
7. **DON'T TAKE CHANCES — DRIVE SAFE — PLAY SAFE — RETURN SAFE.**

**SNOWMOBILE OPERATORS**

1. PLEASE RESPECT PRIVATE PROPERTY.
2. USE EXTREME CAUTION ON LAKES AND STREAMS.
3. OBEY ALL STATE LAWS AND LOCAL ORDINANCES.
4. DO NOT OPERATE SNOWMOBILES ON HIGHWAYS.

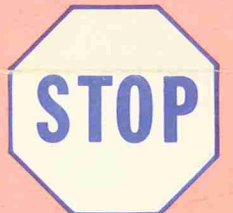
**KNOW YOUR  
SIGNS**



**TRAIL BLAZER**  
Orange - ReflectORIZED



**DIRECTION SIGN BLAZER**  
Black Arrow on  
ReflectORIZED Orange



**STOP SIGN**  
ReflectORIZED White Lettering  
and Border on Red

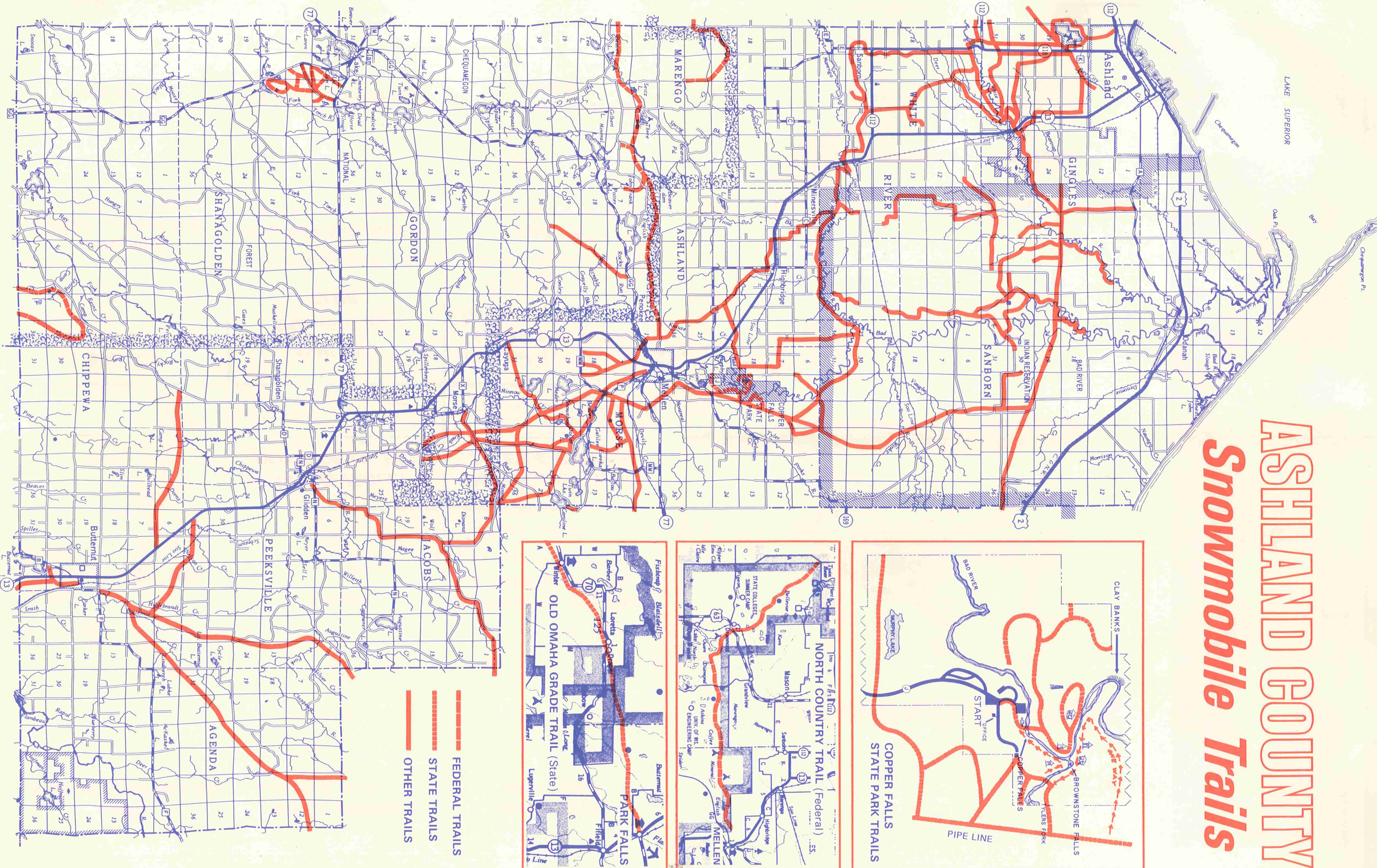


**WARNING SIGNS**  
Black on ReflectORIZED Yellow

← **ROCK DAM 12M**  
→ **BRUCE HILL 9M**

**DIRECTION SIGN**  
White Lettering on a  
Brown Background  
2 1/2" Letters

# ASHLAND COUNTY Snowmobile Trails



- FEDERAL TRAILS
- - - - - STATE TRAILS
- OTHER TRAILS

